



STRATEGIC "DOING" SERVICES

Your Roadmap to Strategic Growth



STRATEGIC "DOING" SERVICES:

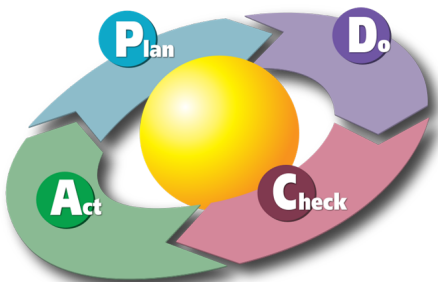
- Plan-Learn-Adapt-Do
- Dashboards & KPI Monitoring
- Visualization

Strategic "DOING" is all about learning and applying that learning to our everyday tasks and responsibilities to get better. Our portfolio of services is inclusive of all different tools that can be deployed for any situation. Tools like the traditional PDCA, Balanced Scorecard, On-Page Plans, and Six-Thinking Hats are just some examples of what we have in our toolbox. We recommend coupling these tools with a visual measurement system that can be deployed via dashboards throughout the organization.

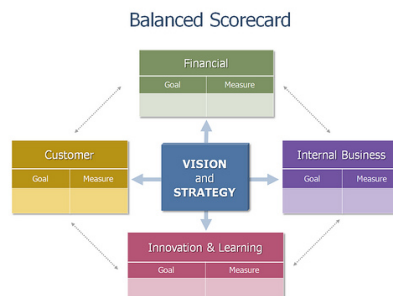


STRATEGIC "DOING" TOOLS

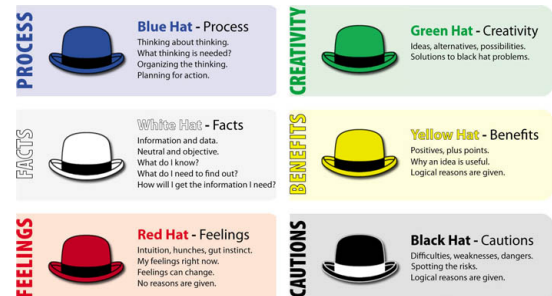
Plan-Do-Check-Act



Balanced Scorecard



Six Thinking Hats



"Without strategy, execution is aimless. Without execution, strategy is useless."

- Morris Chang

PLAN-DO-LEARN-ADAPT

The days of the three-year strategic plan are over - today's environment is too caffeinated and the need for instant gratification rules the roost. So how can one survive in this new world? - the answer is Strategic "Doing".

Strategic "Doing" is a collaborative approach to goal attainment. By leveraging the network of assets in your control, and through well orchestrated communications - success happens quickly.

From process improvements to new product development, Strategic "Doing" provides the necessary speed and pace to achieve goal success.

MB is proud to offer the Plan-Do-Learn-Adapt planning model to help you develop a self-sustaining system of strategic goal setting and attainment.

We utilize proven tools and processes to help spur thinking, driving action, and measuring results. These processes engage everyone in the organization from the top to the bottom and are designed to ensure everyone is rowing the right way. Deployment throughout promotes accountability throughout.

By utilizing the key tenets of Strategic "Doing" - a collaborative open engagement of intellectual and physical assets - driving success happens almost automatically and the best thing about it is it is self-sustaining - the learning model is one that has no end and the discipline of Strategic "Doing" creates the never-ending cycle of plan-do-learn-adapt.

DASHBOARDS & KPI MONITORING

MB has developed customized dashboards for several companies over the years. Visualization of data and performance is key to driving success in any organization.

The key profit drivers of the business are found and visualized to relevant stakeholders. These profit drivers or KPI's are measured against an expectation and monthly and yearly trend data is also shown.

Since these are custom you can look at whichever key metric is important to you.

VISUALIZATIONS

MB offers a variety of visualization services to make your reports or data easy to see, read, and interpret.

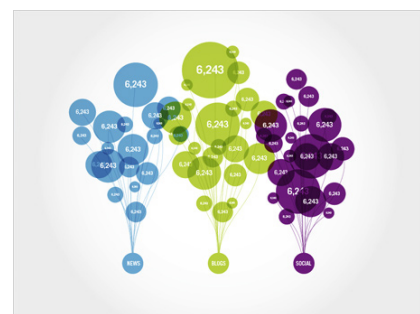
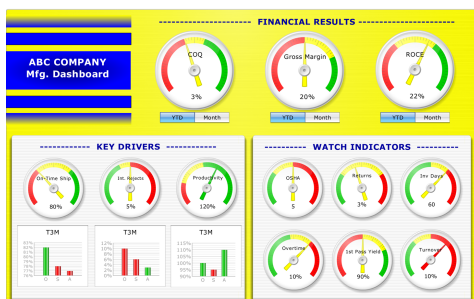
Whether it's an annual report, a progress report of performance, a business plan, or other, our visualization services take the dull text and spreadsheet look and turn them into eye-popping visualizations.

Visual data has been shown to be the easier to read, understand, and interpret than text and spreadsheets.

If you would like to improve the understandability and interpretation of your reports, let us visualize them for you.

We also offer presentation design and development, newsletter design and development, regular social networking postings, and program design and development.

DASHBOARD & VISUALIZATION EXAMPLES





MARLER BOWEN LLC

3021 Sheffield Dr
Emmaus, PA 18049

(e) - jim@marlerbowen.com

(p) - 610.984.5139

(t) - @marlerbowen

www.marlerbowen.com